



Integral Raised Floor Grommets



Integral Raised Floor Grommet
Item No. 1010



Split Integral Raised Floor Grommet
Item No. 3030

Applications

Designed to seal openings in new raised floor cutouts prior to the installation of communications or power cabling.

Based on measurements at multiple data centers, 50-80% of valuable conditioned air is not reaching the air intake of IT equipment due to unsealed floor openings. This lost air, known as bypass airflow, contributes to IT equipment hotspots, cooling unit inefficiencies, and increasing infrastructure costs. KoldLok products specifically address bypass airflow and its detrimental effects on data center cooling.

Benefits

- Increases existing cooling unit capacity
- Reduces the need to purchase additional cooling units
- Improves equipment reliability and extends equipment life
- Increases static pressure under the raised floor and improves cool air delivery through perforated tiles and floor grates
- Facilitates Hot and Cold Aisle best practices

Features

The Split Integral Grommets allow tiles to be moved without capturing cables.

The Grommets integrate with the raised floor static dissipation system, providing 1 GigaOhm of resistance.

The Grommets contain no loose or partially fastened parts, which can become separated or fall through the raised floor.




The Grommets are impact resistant and durable.

The Grommets satisfy NFPA 75 Section 5-4.4 requirement by self-dressing the raw metal edges of raised floor tile cable cutouts.

KoldLok products are compliant with Directive 2002/95/EC of the European Parliament and the Council on the Restriction of the Use of Certain Hazardous Substances in Electrical and Electronic Equipment (RoHS).



Specifications

Dimensions and Tile Cutting Requirements	Inches (W x D x H)	Millimeters (W x D x H)
Overall size	11 x 8 1/4 x 1 5/8	279 x 210 x 41
Product height above the raised floor	1/8	3
Usable cable area	8 x 4	203 x 102
Cut required to install Grommet in interior of the tile	 9 1/4 x 6 3/4	235 x 172
Cut required to install long side of the Grommet on the tile edge	 9 1/4 x 7 1/2	235 x 191
Cut required to install short side of the Grommet on the tile edge	 10 1/4 x 6 3/4	275 x 172

Patented Sealing System

(U.S. Patent No. 6,632,999 and International patents pending)

Multi layer, opposing and interwoven filaments consisting of:

- 0.010 inch diameter upper filaments
- 0.020 inch diameter lower filaments
- Approximately 25,000 filaments per Grommet
- Static dissipative properties
- Premium-grade nylon Type 6 ensuring flexibility and self-sealing recovery
- Ensure passage of 100 amp power connector

Sealing Effectiveness

- 100% bypass airflow sealing in areas undisturbed by cable penetrations at static pressures up to 0.10 inches of water column
- 100% bypass airflow sealing with four 1/2 inch cables penetrating the Grommet at the static pressure required to cool up to 3 kW/cabinet
- 96% bypass airflow sealing with four 1/2 inch cables penetrating the Grommet at a static pressure of 0.10 inches.

Grommet Frame

The frame is molded from durable polypropylene.

Finish: Black

Floor Mounting System

Four (4) self-drilling screws are provided for installation

